



LED Light Level

New Product Information

Brand	Description	Item
	Electrician's Level	ML-L300M

Features



1. LED Light Built-In.

Ideal for measurement in the dark.

2. Magnet Attached.

3. Phosphorescent Type

The device draws on light from well-lit places to emit light for a few minutes in darker application.

4. With easy-to-see magnifying lens. (horizontal only)

- 1/100 gradient and 2/100 gradient of the slope can be measured.
- Use of 2 AAA batteries

[LED Lit]


With LED-lit, you can measure in the dark.



MADE IN JAPAN



Phosphorescent




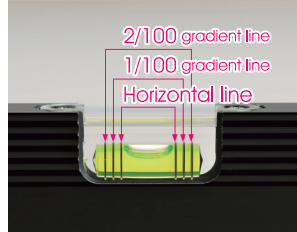
The device draws on light from well-lit places to emit light for a few minutes in darker application.

Magnet




With magnet attached, it is convenient for steel frame construction, plant construction etc.

Bubble tube with 6-line



1/100 gradient and 2/100 gradient of the slope can be measured.

■ Name of each part



Specifications

Item	ML-L300M	Image of Package
Body size	H53 x W300 x D19.5mm	
Weight	280g	
Material	Aluminum alloy	
Package size	H370 x W75 x D23mm	
Inner Box size	H87 x W376 x D155mm	
Inner Box Quantity	6pcs	
Outer Box size	H465 x W387 x D320mm	
Outer Box Quantity	60pcs	